
































*The Wild Party*  
**Channel Hookup**

Lyric Theatre  
Krannert Center for the Performing Arts  
Tryon Festival Theatre

LD: Yingman Tang  
ALD: Danielle Monet  
HE: Robbie Kaylor













Channel	U#	Position	Purpose	Inst Type & Access & Load	Clr & Gbo	Addr	Dim
<b>(1)</b>	14	Ceiling Slot 2	FL Cool	ETC Source4 10deg 750W 750w	 R3202+ R119	1/203	203
<b>(2)</b>	10	Ceiling Slot 2	FL Cool	ETC Source4 10deg 750W 750w	 R3202+ R119	1/207	207
<b>(3)</b>	8	Ceiling Slot 2	FL Cool	ETC Source4 10deg 750W 750w	 R3202+ R119	1/209	209
<b>(4)</b>	5	Ceiling Slot 2	FL Cool	ETC Source4 10deg 750W 750w	 R3202+ R119	1/212	212
<b>(5)</b>	3	Ceiling Slot 2	FL Cool	ETC Source4 10deg 750W 750w	 R3202+ R119	1/214	214
<b>(11)</b>	20	Ceiling Slot 1	FL Cool	ETC Source4 19deg 575w	 R3202+ R119	1/181	181
<b>(12)</b>	16	Ceiling Slot 1	FL Cool	ETC Source4 19deg 575w	 R3202+ R119	1/185	185
<b>(13)</b>	12	Ceiling Slot 1	FL Cool	ETC Source4 19deg 575w	 R3202+ R119	1/189	189
<b>(14)</b>	8	Ceiling Slot 1	FL Cool	ETC Source4 19deg 575w	 R3202+ R119	1/193	193
<b>(15)</b>	4	Ceiling Slot 1	FL Cool	ETC Source4 19deg 575w	 R3202+ R119	1/197	197
<b>(17)</b>	23	Ceiling Slot 1	Stair FL Cool	ETC Source4 19deg+Light Acc Iris 575w	 R3202+ R119	1/178	178
<b>(18)</b>	24	Ceiling Slot 1	Stair FL Warm	ETC Source4 19deg+Light Acc Iris 575w	 R305+ R119	1/177	177
<b>(19)</b>	1	Ceiling Slot 1	Spare	ETC Source4 19deg 575w	 R3202+ R119	1/200	200
<b>(21)</b>	19	Ceiling Slot 1	FL Cool	ETC Source4 19deg 575w	 R3202+ R119	1/182	182
<b>(22)</b>	15	Ceiling Slot 1	FL Cool	ETC Source4 19deg 575w	 R3202+ R119	1/186	186

*The Wild Party*  
**Channel Hookup**

Channel	U#	Position	Purpose	Inst Type & Access & Load	Clr & Gbo	Addr	Dim
<b>(23)</b>	11	Ceiling Slot 1	FL Cool	ETC Source4 19deg 575w	 R3202+ R119	1/190	190
<b>(24)</b>	7	Ceiling Slot 1	FL Cool	ETC Source4 19deg 575w	 R3202+ R119	1/194	194
<b>(25)</b>	3	Ceiling Slot 1	FL Cool	ETC Source4 19deg 575w	 R3202+ R119	1/198	198
<b>(31)</b>	17	Truss	FL Cool	ETC Source4 26deg 575w	 R3202+ R119	1/134	134
<b>(32)</b>	10	Truss	FL Cool	ETC Source4 26deg 575w	 R3202+ R119	1/138	138
<b>(33)</b>	7	Truss	FL Cool	ETC Source4 26deg 575w	 R3202+ R119	1/116	116
<b>(41)</b>	13	LX 1	FL Cool	ETC Source4 26deg 575w	 R3202+ R119	1/90	90
<b>(42)</b>	11	LX 1	FL Cool	ETC Source4 26deg 575w	 R3202+ R119	1/91	91
<b>(43)</b>	8	LX 1	FL Cool	ETC Source4 26deg 575w	 R3202+ R119	1/175	175
<b>(44)</b>	6	LX 1	FL Cool	ETC Source4 26deg 575w	 R3202+ R119	1/173	173
<b>(45)</b>	3	LX 1	FL Cool	ETC Source4 26deg 575w	 R3202+ R119	1/171	171
<b>(51)</b>	13	LX 2	FL Cool	ETC Source4 26deg 575w	 R3202+ R119	1/94	94
<b>(52)</b>	4	LX 2	FL Cool	ETC Source4 26deg 575w	 R3202+ R119	1/100	100
<b>(61)</b>	15	Ceiling Slot 2	FL Warm	ETC Source4 10deg 750W 750w	 R305+ R119	1/202	202
<b>(62)</b>	11	Ceiling Slot 2	FL Warm	ETC Source4 10deg 750W 750w	 R305+ R119	1/206	206
<b>(63)</b>	9	Ceiling Slot 2	FL Warm	ETC Source4 10deg 750W 750w	 R305+ R119	1/208	208



*The Wild Party*  
**Channel Hookup**

Channel	U#	Position	Purpose	Inst Type & Access & Load	Clr & Gbo	Addr	Dim
<b>(102)</b>	10	LX 1	FL Warm	ETC Source4 26deg 575w	 R305+ R119	1/92	92
<b>(103)</b>	9	LX 1	FL Warm	ETC Source4 26deg 575w	 R305+ R119	1/176	176
<b>(104)</b>	7	LX 1	FL Warm	ETC Source4 26deg 575w	 R305+ R119	1/174	174
<b>(105)</b>	4	LX 1	FL Warm	ETC Source4 26deg 575w	 R305+ R119	1/172	172
<b>(111)</b>	14	LX 2	FL Warm	ETC Source4 26deg 575w	 R305+ R119	1/93	93
<b>(112)</b>	5	LX 2	FL Warm	ETC Source4 26deg 575w	 R305+ R119	1/99	99
<b>(121)</b>	23	Truss	High End Cool	ETC Source4 36deg 575w	 R53+ R132	1/110	110
<b>(122)</b>	22	Truss	High End Cool	ETC Source4 36deg 575w	 R53+ R132	1/109	109
<b>(123)</b>	20	Truss	High End Cool	ETC Source4 36deg 575w	 R53+ R132	1/108	108
<b>(124)</b>	2	Truss	High End Cool	ETC Source4 36deg 575w	 R53+ R132	1/114	114
<b>(125)</b>	1	Truss	High End Cool	ETC Source4 36deg 575w	 R53+ R132	1/113	113
<b>(131)</b>	17	LX 1	High End Cool	ETC Source4 36deg 575w	 R53+ R132	1/86	86
<b>(132)</b>	16	LX 1	High End Cool	ETC Source4 36deg 575w	 R53+ R132	1/87	87
<b>(133)</b>	15	LX 1	High End Cool	ETC Source4 36deg 575w	 R53+ R132	1/88	88
<b>(134)</b>	2	LX 1	High End Cool	ETC Source4 36deg 575w	 R53+ R132	1/170	170
<b>(135)</b>	1	LX 1	High End Cool	ETC Source4 36deg 575w	 R53+ R132	1/169	169





# *The Wild Party*

## **Channel Hookup**


Channel	U#	Position	Purpose	Inst Type & Access & Load	Clr & Gbo	Addr	Dim
<b>(222)</b>	12	LX 2	Back Light	Chauvet COLORado 3 Solo+ Light Acc C Clamp 187w		3/175	S
<b>(223)</b>	9	LX 2	Back Light	Chauvet COLORado 3 Solo+ Light Acc C Clamp 187w		3/158	S
<b>(224)</b>	3	LX 2	Back Light	Chauvet COLORado 3 Solo+ Light Acc C Clamp 187w		3/131	S
<b>(225)</b>	2	LX 2	Back Light	Chauvet COLORado 3 Solo+Light Acc C Clamp+Light Acc 7.5in 4 Leaf Barn Door 187w		3/114	S
<b>(231)</b>	9	LX 3	Back Light	Chauvet COLORado 3 Solo+Light Acc C Clamp+Light Acc 7.5in 4 Leaf Barn Door 187w		3/314	S
<b>(232)</b>	3	LX 3	Back Light	Chauvet COLORado 3 Solo+Light Acc C Clamp+Light Acc 7.5in 4 Leaf Barn Door 187w		3/249	S
<b>(241)</b>	10	LX 4	Back Light	Chauvet COLORado 3 Solo+Light Acc C Clamp+Light Acc 7.5in 4 Leaf Barn Door 187w		3/409	S
<b>(242)</b>	8	LX 4	Back Light	Chauvet COLORado 3 Solo+Light Acc C Clamp+Light Acc 7.5in 4 Leaf Barn Door 187w		3/382	S
<b>(243)</b>	3	LX 4	Back Light	Chauvet COLORado 3 Solo+Light Acc C Clamp+Light Acc 7.5in 4 Leaf Barn Door 187w		3/331	S
<b>(251)</b>	18	LX 2	Living Room Texture	ETC Source4 LEDLS 26deg 117w	 R132, T:G611	3/229	S
<b>(252)</b>	15	LX 2	Living Room Texture	ETC Source4 LEDLS 26deg 117w	 R132, T:G611	3/192	S
<b>(253)</b>	17	LX 2	Living Room Texture	ETC Source4 LEDLS 26deg 117w	 R132, T:G611	3/219	S
<b>(254)</b>	6	LX 1A	Piano Special	Chauvet COLORado 3 Solo+ Light Acc C Clamp 187w		2/409	S
<b>(255)</b>	15	Truss	Piano Special	ETC Source4 26deg 575w	 R3202+ R132	1/135	135
<b>(261)</b>	8	LX 2	Bedroom Texture	ETC Source4 LEDLS 36deg 117w	 R132, T:G215	3/148	S
<b>(262)</b>	1	LX 2	Bed Special	Chauvet COLORado 3 Solo+ Light Acc C Clamp 187w		3/97	S

# *The Wild Party*

## **Channel Hookup**

Channel	U#	Position	Purpose	Inst Type & Access & Load	Clr & Gbo	Addr	Dim
<b>(271)</b>	9	LX 4	Kitchen Texture	ETC Source4 LEDLS 36deg 117w	<input type="checkbox"/> R132, T:G708+ G579	3/399	S
<b>(272)</b>	7	LX 4	Furniture Special	Chauvet COLORado 3 Solo+Light Acc C Clamp+Light Acc 7.5in 4 Leaf Barn Door 187w		3/365	S
<b>(273)</b>	10	LX 3	Neighbor Special	ETC Source4 19deg 575w	<input checked="" type="checkbox"/> R3202+ R132	1/149	149
<b>(274)</b>	11	LX 4	Kitchen SR Wall Wash	ETC Source4 36deg 575w	<input checked="" type="checkbox"/> R360+ R132	1/120	120
<b>(275)</b>	6	LX 4	Kitchen SL Wall Wash	ETC Source4 36deg 575w	<input checked="" type="checkbox"/> R360+ R132	1/121	121
<b>(276)</b>	3	LX 5	Kitchen Window	ETC Source4 19deg 575w	<input checked="" type="checkbox"/> R3208+ R132	1/165	165
<b>(281)</b>	1	LX 3	Bathroom Texture	ETC Source4 LEDLS 36deg 117w	<input type="checkbox"/> R132, T:G708+ G579	3/239	S
<b>(282)</b>	4	LX 4	Tub Special	Chauvet COLORado 3 Solo+Light Acc C Clamp+Light Acc 7.5in 4 Leaf Barn Door 187w		3/348	S
<b>(283)</b>	2	LX 3	Toilet Speical	ETC Source4 19deg 575w	<input checked="" type="checkbox"/> R99+ R132	1/154	154
<b>(284)</b>	2	LX 4	Toilet Top	Altman 8in Fresnel+Light Acc TheLight Velvet Light 1 Barndoor 1kW	<input checked="" type="checkbox"/> L238	1/123	123
<b>(285)</b>	5	LX 4	Bathroom SR Wall Wash	ETC Source4 36deg 575w	<input checked="" type="checkbox"/> R360+ R132	1/122	122
<b>(286)</b>	1	LX 4	Bathroom SL Wall Wash	ETC Source4 36deg 575w	<input checked="" type="checkbox"/> R360+ R132	1/124	124
<b>(287)</b>	1	LX 5	Bathroom Window	ETC Source4 19deg 575w	<input checked="" type="checkbox"/> R3208+ R132	1/168	168
<b>(291)</b>	1	Trap		Robe ColorSpot 250 AT 250w		5/39	73
<b>(292)</b>	2	Trap		Robe ColorSpot 250 AT 250w		5/55	73
<b>(294)</b>	1	Platform		Chauvet COLORado 3 Solo+Light Acc C Clamp+Light Acc 7.5in 4 Leaf Barn Door 187w		5/71	74











*The Wild Party*  
**Channel Hookup**

Channel	U#	Position	Purpose	Inst Type & Access & Load	Clr & Gbo	Addr	Dim
<b>(301)</b>	5	HL Ladder 1	Shins	ETC Source4 36deg 575w	 R362+ R132	1/47	47
<b>(302)</b>	5	HR Ladder 1	Shins	ETC Source4 36deg 575w	 R362+ R132	1/71	71
<b>(303)</b>	4	SR Boom 1	Shins	ETC Source4 36deg 575w	 R362+ R132	1/161	161
<b>(304)</b>	3	SL Boom 1	Shins	ETC Source4 36deg 575w	 R362+ R132	1/155	155
<b>(305)</b>	4	SR Boom 2	Shins	ETC Source4 36deg 575w	 R362+ R132	1/164	164
<b>(306)</b>	3	SL Boom 2	Shins	ETC Source4 36deg 575w	 R362+ R132	1/158	158
<b>(307)</b>	4	SR Boom 3	Shins	ETC Source4 36deg 575w	 R362+ R132	1/83	83
<b>(308)</b>	1	SL Boom 3	Shins	ETC Source4 36deg 575w	 R362+ R132	1/25	25
<b>(311)</b>	3	HL Ladder 1	Mids	ETC Source4 36deg 575w	 R08+ R132	1/45	45
<b>(312)</b>	3	HR Ladder 1	Mids	ETC Source4 36deg 575w	 R08+ R132	1/69	69
<b>(313)</b>	3	SR Boom 1	Mids	ETC Source4 36deg 575w	 R08+ R132	1/160	160
<b>(314)</b>	2	SL Boom 1	Mids	ETC Source4 36deg 575w	 R08+ R132	1/140	140
<b>(315)</b>	3	SR Boom 2	Mids	ETC Source4 36deg 575w	 R08+ R132	1/163	163
<b>(316)</b>	2	SL Boom 2	Mids	ETC Source4 36deg 575w	 R08+ R132	1/157	157
<b>(317)</b>	3	SR Boom 3	Mids	ETC Source4 36deg 575w	 R08+ R132	1/82	82
<b>(318)</b>	2	SL Boom 3	Mids	ETC Source4 36deg 575w	 R08+ R132	1/26	26









*The Wild Party*  
**Channel Hookup**

Channel	U#	Position	Purpose	Inst Type & Access & Load	Clr & Gbo	Addr	Dim
<b>(321)</b>	1	HL Ladder 1	Heads	ETC Source4 26deg 575w	R3202+ R132	1/43	43
<b>(322)</b>	1	HR Ladder 1	Heads	ETC Source4 26deg 575w	R3202+ R132	1/67	67
<b>(323)</b>	2	SR Boom 1	Heads	ETC Source4 36deg 575w	R3202+ R132	1/159	159
<b>(324)</b>	1	SL Boom 1	Heads	ETC Source4 36deg 575w	R3202+ R132	1/139	139
<b>(325)</b>	2	SR Boom 2	Heads	ETC Source4 36deg 575w	R3202+ R132	1/162	162
<b>(326)</b>	1	SL Boom 2	Heads	ETC Source4 36deg 575w	R3202+ R132	1/156	156
<b>(327)</b>	2	SR Boom 3	Heads	ETC Source4 36deg 575w	R3202+ R132	1/81	81
<b>(328)</b>	3	SL Boom 3	Heads	ETC Source4 36deg 575w	R3202+ R132	1/27	27
<b>(331)</b>	1	SR Boom 1	Mids LED	Chauvet COLOrado 3 Solo+Light Acc C Clamp+Light Acc 7.5in 4 Leaf Barn Door 187w		4/1	S
<b>(332)</b>	4	SL Boom 1	Mids LED	Chauvet COLOrado 3 Solo+Light Acc C Clamp+Light Acc 7.5in 4 Leaf Barn Door 187w		4/52	144
<b>(333)</b>	1	SR Boom 2	Mids LED	Chauvet COLOrado 3 Solo+Light Acc C Clamp+Light Acc 7.5in 4 Leaf Barn Door 187w		4/18	S
<b>(334)</b>	4	SL Boom 2	Mids LED	Chauvet COLOrado 3 Solo+Light Acc C Clamp+Light Acc 7.5in 4 Leaf Barn Door 187w		4/69	144
<b>(335)</b>	1	SR Boom 3	Mids LED	Chauvet COLOrado 3 Solo+Light Acc C Clamp+Light Acc 7.5in 4 Leaf Barn Door 187w		4/35	S
<b>(336)</b>	4	SL Boom 3	Mids LED	Chauvet COLOrado 3 Solo+Light Acc 7.5in 4 Leaf Barn Door 187w		4/86	143
<b>(341)</b>	14	Truss	Hole FL Warm	ETC Source4 19deg 575w	R305+ R132	1/136	136
<b>(342)</b>	9	Truss	Hole FL Cool	ETC Source4 19deg 575w	R3202+ R132	1/132	132

*The Wild Party*  
**Channel Hookup**

Channel	U#	Position	Purpose	Inst Type & Access & Load	Clr & Gbo	Addr	Dim
<b>(343)</b>	19	Truss	Hole FL Fill	ETC Source4 19deg 575w	 R55+ R132	1/107	107
<b>(344)</b>	6	Truss	Hole FL Fill	ETC Source4 19deg 575w	 R55+ R132	1/115	115
<b>(361)</b>	1	Silhouette 1	Silhouette	ETC Source4 50deg+Light Acc C Clamp 575w		1/40	40
<b>(362)</b>	2	Silhouette 3	Silhouette	ETC Source4 50deg+Light Acc C Clamp 575w		1/37	37
<b>(363)</b>	1	Silhouette 3	Silhouette	ETC Source4 50deg+Light Acc C Clamp 575w		1/38	38
<b>(364)</b>	1	Silhouette 2	Silhouette	ETC Source4 50deg+Light Acc C Clamp 575w		1/39	39
<b>(365)</b>	1	Silhouette 4	Silhouette	ETC Source4 50deg+Light Acc C Clamp 575w		1/141	141
<b>(401)</b>	1	DS Deck	Lava Light	Chauvet COLORado 3 Solo+Light Acc C Clamp+Light Acc 7.5in 4 Leaf Barn Door 187w		5/22	65
	4	DS Deck		Altman R40 4 Circ 8ft 16w	 R132	1/57	57
	4	DS Deck		Altman R40 4 Circ 8ft 16w	 R132	1/57	57
	4	DS Deck		Altman R40 4 Circ 8ft 16w	 R132	1/53	53
	4	DS Deck		Altman R40 4 Circ 8ft 16w	 R132	1/53	53
<b>(402)</b>	1	DS Deck	Lava Light	Chauvet COLORado 3 Solo+Light Acc 7.5in 4 Leaf Barn Door 187w		5/5	41
	3	DS Deck		Altman R40 4 Circ 8ft 16w	 R25+ R132	1/58	58
	3	DS Deck		Altman R40 4 Circ 8ft 16w	 R25+ R132	1/58	58
	3	DS Deck		Altman R40 4 Circ 8ft 16w	 R25+ R132	1/54	54
	3	DS Deck		Altman R40 4 Circ 8ft 16w	 R25+ R132	1/54	54

*The Wild Party*  
**Channel Hookup**

Channel	U#	Position	Purpose	Inst Type & Access & Load	Clr & Gbo	Addr	Dim
<b>(403)</b>	1	SL Gallery	Fabric Special	Chauvet COLORado 3 Solo+Light Acc C Clamp+Light Acc 7.5in 4 Leaf Barn Door 187w		3/426	143
	2	DS Deck		Altman R40 4 Circ 8ft 16w	 R91+ R132	1/59	59
	2	DS Deck		Altman R40 4 Circ 8ft 16w	 R91+ R132	1/59	59
	2	DS Deck		Altman R40 4 Circ 8ft 16w	 R91+ R132	1/55	55
	2	DS Deck		Altman R40 4 Circ 8ft 16w	 R91+ R132	1/55	55
<b>(404)</b>	1	SR Gallery	Fabric Special	Chauvet COLORado 3 Solo+Light Acc C Clamp+Light Acc 7.5in 4 Leaf Barn Door 187w		3/443	S
	1	DS Deck		Altman R40 4 Circ 8ft 16w	 R2006+ R132	1/60	60
	1	DS Deck		Altman R40 4 Circ 8ft 16w	 R2006+ R132	1/60	60
	1	DS Deck		Altman R40 4 Circ 8ft 16w	 R2006+ R132	1/56	56
	1	DS Deck		Altman R40 4 Circ 8ft 16w	 R2006+ R132	1/56	56




*The Wild Party*  
**Channel Hookup**

Channel	U#	Position	Purpose	Inst Type & Access & Load	Clr & Gbo	Addr	Dim
<b>(411)</b>	A4	Cyc Light Pipe		Altman Ground Cyc Left 1kW	<input type="checkbox"/> N/C	1/128	128
	A8	Cyc Light Pipe		Altman Ground Cyc Left 1kW	<input type="checkbox"/> N/C	1/128	128
	B4	Cyc Light Pipe		Altman Ground Cyc Left 1kW	<input type="checkbox"/> N/C	1/128	128
	B8	Cyc Light Pipe		Altman Ground Cyc Left 1kW	<input type="checkbox"/> N/C	1/128	128
	C4	Cyc Light Pipe		Altman Ground Cyc Left 1kW	<input type="checkbox"/> N/C	1/105	105
	C8	Cyc Light Pipe		Altman Ground Cyc Left 1kW	<input type="checkbox"/> N/C	1/105	105
	D4	Cyc Light Pipe		Altman Ground Cyc Left 1kW	<input type="checkbox"/> N/C	1/105	105
	D8	Cyc Light Pipe		Altman Ground Cyc Left 1kW	<input type="checkbox"/> N/C	1/105	105
	E4	Cyc Light Pipe		Altman Ground Cyc Left 1kW	<input type="checkbox"/> N/C	1/101	101
	E8	Cyc Light Pipe		Altman Ground Cyc Left 1kW	<input type="checkbox"/> N/C	1/101	101
	F4	Cyc Light Pipe		Altman Ground Cyc Left 1kW	<input type="checkbox"/> N/C	1/101	101
	F8	Cyc Light Pipe		Altman Ground Cyc Left 1kW	<input type="checkbox"/> N/C	1/101	101













*The Wild Party*  
**Channel Hookup**

Channel	U#	Position	Purpose	Inst Type & Access & Load	Clr & Gbo	Addr	Dim
<b>(412)</b>	A3	Cyc Light Pipe		Altman Ground Cyc Left 1kW	● R25	1/127	127
	A7	Cyc Light Pipe		Altman Ground Cyc Left 1kW	● R26	1/127	127
	B3	Cyc Light Pipe		Altman Ground Cyc Left 1kW	● R25	1/127	127
	B7	Cyc Light Pipe		Altman Ground Cyc Left 1kW	● R26	1/127	127
	C3	Cyc Light Pipe		Altman Ground Cyc Left 1kW	● R25	1/106	106
	C7	Cyc Light Pipe		Altman Ground Cyc Left 1kW	● R26	1/106	106
	D3	Cyc Light Pipe		Altman Ground Cyc Left 1kW	● R25	1/106	106
	D7	Cyc Light Pipe		Altman Ground Cyc Left 1kW	● R26	1/106	106
	E3	Cyc Light Pipe		Altman Ground Cyc Left 1kW	● R25	1/102	102
	E7	Cyc Light Pipe		Altman Ground Cyc Left 1kW	● R26	1/102	102
	F3	Cyc Light Pipe		Altman Ground Cyc Left 1kW	● R25	1/102	102
	F7	Cyc Light Pipe		Altman Ground Cyc Left 1kW	● R26	1/102	102

*The Wild Party*  
**Channel Hookup**

Channel	U#	Position	Purpose	Inst Type & Access & Load	Clr & Gbo	Addr	Dim
<b>(413)</b>	A2	Cyc Light Pipe		Altman Ground Cyc Left 1kW	 R91	1/126	126
	A6	Cyc Light Pipe		Altman Ground Cyc Left 1kW	 R91	1/126	126
	B2	Cyc Light Pipe		Altman Ground Cyc Left 1kW	 R91	1/126	126
	B6	Cyc Light Pipe		Altman Ground Cyc Left 1kW	 R91	1/126	126
	C2	Cyc Light Pipe		Altman Ground Cyc Left 1kW	 R91	1/130	130
	C6	Cyc Light Pipe		Altman Ground Cyc Left 1kW	 R91	1/130	130
	D2	Cyc Light Pipe		Altman Ground Cyc Left 1kW	 R91	1/130	130
	D6	Cyc Light Pipe		Altman Ground Cyc Left 1kW	 R91	1/130	130
	E2	Cyc Light Pipe		Altman Ground Cyc Left 1kW	 R91	1/103	103
	E6	Cyc Light Pipe		Altman Ground Cyc Left 1kW	 R91	1/103	103
	F2	Cyc Light Pipe		Altman Ground Cyc Left 1kW	 R91	1/103	103
	F6	Cyc Light Pipe		Altman Ground Cyc Left 1kW	 R91	1/103	103

*The Wild Party*  
**Channel Hookup**

Channel	U#	Position	Purpose	Inst Type & Access & Load	Clr & Gbo	Addr	Dim
<b>(414)</b>	A1	Cyc Light Pipe		Altman Ground Cyc Left 1kW	 R2006	1/125	125
	A5	Cyc Light Pipe		Altman Ground Cyc Left 1kW	 R2006	1/125	125
	B1	Cyc Light Pipe		Altman Ground Cyc Left 1kW	 R2006	1/125	125
	B5	Cyc Light Pipe		Altman Ground Cyc Left 1kW	 R2006	1/125	125
	C1	Cyc Light Pipe		Altman Ground Cyc Left 1kW	 R2006	1/129	129
	C5	Cyc Light Pipe		Altman Ground Cyc Left 1kW	 R2006	1/129	129
	D1	Cyc Light Pipe		Altman Ground Cyc Left 1kW	 R2006	1/129	129
	D5	Cyc Light Pipe		Altman Ground Cyc Left 1kW	 R2006	1/129	129
	E1	Cyc Light Pipe		Altman Ground Cyc Left 1kW	 R2006	1/104	104
	E5	Cyc Light Pipe		Altman Ground Cyc Left 1kW	 R2006	1/104	104
	F1	Cyc Light Pipe		Altman Ground Cyc Left 1kW	 R2006	1/104	104
	F5	Cyc Light Pipe		Altman Ground Cyc Left 1kW	 R2006	1/104	104

*The Wild Party*  
**Channel Hookup**

Channel	U#	Position	Purpose	Inst Type & Access & Load	Clr & Gbo	Addr	Dim	
<b>(421)</b>	A4	Ground		Altman Ground Cyc Left 1kW	<input type="radio"/> N/C	1/22	22	
	A8	Ground		Altman Ground Cyc Left 1kW	<input type="radio"/> N/C	1/22	22	
	B4	Ground		Altman Ground Cyc Left 1kW	<input type="radio"/> N/C	1/22	22	
	B8	Ground		Altman Ground Cyc Left 1kW	<input type="radio"/> N/C	1/22	22	
	C4	Ground		Altman Ground Cyc Left 1kW	<input type="radio"/> N/C	1/17	17	
	C8	Ground		Altman Ground Cyc Left 1kW	<input type="radio"/> N/C	1/17	17	
	D4	Ground		Altman Ground Cyc Left 1kW	<input type="radio"/> N/C	1/17	17	
	D8	Ground		Altman Ground Cyc Left 1kW	<input type="radio"/> N/C	1/17	17	
	E4	Ground		Altman Ground Cyc Left 1kW	<input type="radio"/> N/C	1/13	13	
	E8	Ground		Altman Ground Cyc Left 1kW	<input type="radio"/> N/C	1/13	13	
	F4	Ground		Altman Ground Cyc Left 1kW	<input type="radio"/> N/C	1/13	13	
	F8	Ground		Altman Ground Cyc Left 1kW	<input type="radio"/> N/C	1/13	13	
	<b>(422)</b>	A3	Ground		Altman Ground Cyc Left 1kW	<input checked="" type="radio"/> R25	1/21	21
A7		Ground		Altman Ground Cyc Left 1kW	<input checked="" type="radio"/> R26	1/21	21	
B3		Ground		Altman Ground Cyc Left 1kW	<input checked="" type="radio"/> R25	1/21	21	
B7		Ground		Altman Ground Cyc Left 1kW	<input checked="" type="radio"/> R26	1/21	21	
C3		Ground		Altman Ground Cyc Left 1kW	<input checked="" type="radio"/> R25	1/18	18	
C7		Ground		Altman Ground Cyc Left 1kW	<input checked="" type="radio"/> R26	1/18	18	
D3		Ground		Altman Ground Cyc Left 1kW	<input checked="" type="radio"/> R25	1/18	18	
D7		Ground		Altman Ground Cyc Left 1kW	<input checked="" type="radio"/> R26	1/18	18	
E3		Ground		Altman Ground Cyc Left 1kW	<input checked="" type="radio"/> R25	1/14	14	
E7		Ground		Altman Ground Cyc Left 1kW	<input checked="" type="radio"/> R26	1/14	14	
F3		Ground		Altman Ground Cyc Left 1kW	<input checked="" type="radio"/> R25	1/14	14	
F7		Ground		Altman Ground Cyc Left 1kW	<input checked="" type="radio"/> R26	1/14	14	

*The Wild Party*  
**Channel Hookup**

Channel	U#	Position	Purpose	Inst Type & Access & Load	Clr & Gbo	Addr	Dim	
<b>(423)</b>	A2	Ground		Altman Ground Cyc Left 1kW	● R91	1/20	20	
	A6	Ground		Altman Ground Cyc Left 1kW	● R91	1/20	20	
	B2	Ground		Altman Ground Cyc Left 1kW	● R91	1/20	20	
	B6	Ground		Altman Ground Cyc Left 1kW	● R91	1/20	20	
	C2	Ground		Altman Ground Cyc Left 1kW	● R91	1/24	24	
	C6	Ground		Altman Ground Cyc Left 1kW	● R91	1/24	24	
	D2	Ground		Altman Ground Cyc Left 1kW	● R91	1/24	24	
	D6	Ground		Altman Ground Cyc Left 1kW	● R91	1/24	24	
	E2	Ground		Altman Ground Cyc Left 1kW	● R91	1/15	15	
	E6	Ground		Altman Ground Cyc Left 1kW	● R91	1/15	15	
	F2	Ground		Altman Ground Cyc Left 1kW	● R91	1/15	15	
	F6	Ground		Altman Ground Cyc Left 1kW	● R91	1/15	15	
	<b>(424)</b>	A1	Ground		Altman Ground Cyc Left 1kW	● R2006	1/19	19
		A5	Ground		Altman Ground Cyc Left 1kW	● R2006	1/19	19
B1		Ground		Altman Ground Cyc Left 1kW	● R2006	1/19	19	
B5		Ground		Altman Ground Cyc Left 1kW	● R2006	1/19	19	
C1		Ground		Altman Ground Cyc Left 1kW	● R2006	1/23	23	
C5		Ground		Altman Ground Cyc Left 1kW	● R2006	1/23	23	
D1		Ground		Altman Ground Cyc Left 1kW	● R2006	1/23	23	
D5		Ground		Altman Ground Cyc Left 1kW	● R2006	1/23	23	
E1		Ground		Altman Ground Cyc Left 1kW	● R2006	1/16	16	
E5		Ground		Altman Ground Cyc Left 1kW	● R2006	1/16	16	
F1		Ground		Altman Ground Cyc Left 1kW	● R2006	1/16	16	
F5		Ground		Altman Ground Cyc Left 1kW	● R2006	1/16	16	
<b>(501)</b>		20	Truss		Robe Robin DLS Profile 550w		2/18	S
<b>(502)</b>		4	Truss		Robe Robin DLS Profile 550w		2/164	S
<b>(511)</b>	11	Truss		High End SolaFrame2000 890w		2/99	S	
<b>(512)</b>	12	LX 1		High End SolaFrame2000 890w		2/276	S	

*The Wild Party*  
**Channel Hookup**

Channel	U#	Position	Purpose	Inst Type & Access & Load	Clr & Gbo	Addr	Dim
<b>(513)</b>	5	LX 1		High End SolaFrame2000 890w		2/228	S
<b>(514)</b>	2	LX 2A		High End SolaFrame2000 890w		3/49	S
<b>(515)</b>	1	LX 2A		High End SolaFrame2000 890w		3/1	S
<b>(516)</b>	6	LX 3		High End SolaFrame2000 890w		3/266	S
<b>(999)</b>	1	USR Corner		Radiance Hazer 500w		5/1	Aux
<b>(1001)</b>	1	Practical	Living Room Lamp	USITT Practical		1/5	5
<b>(1002)</b>	1	Practical	Bedroom Lamp	USITT Practical		1/29	29
<b>(1003)</b>	1	Practical	Kitchen Fan	USITT Practical		1/9	9
<b>(1004)</b>	1	Practical	Bathroom Lamp	USITT Practical		1/30	30